

Chemical Feed Systems

Neptune offers a complete line of packaged chemical feed systems with or without containment.

Neptune

A **DOVER** COMPANY



**POLYETHYLENE
TANK SYSTEM**

Single pump




**POLYETHYLENE
TANK SYSTEM**

Dual pumps



**NIMBLE SKID
FLEXIBLE PUMP
PACKAGES**

Two, three or four pump units
Corrosion resistant poly base
Containment available



**PORTABLE
MINI-TANK
FEEDERS**



**CLOSED CONTAINMENT
FEED SYSTEM**

Poly and Stainless Tank Systems

BOTTOM or SIDE MOUNTED CHEMICAL FEED SYSTEMS

Neptune recommends the pump be mounted for a flooded suction. Flooded suction is the optimum operating condition for a metering pump. Side mounting the pump allows easy access for maintenance.

Standard equipment included with each feed system:

POLYETHYLENE, BOTTOM MOUNTED

- Polyethylene tank & frame
- Agitator bracket
- Cover (hinged 100 gal. and larger)
- PVC suction valve
- Cast iron "Y" strainer
- PVC suction piping
- 1/2" drain connection

STAINLESS STEEL, BOTTOM MOUNTED

- Tank, 304SS or 316SS†
- Tank lid (hinged) & stand
- Gauge glass (non valve type)
- PVC suction valve
- Poly "Y" strainer
- PVC suction piping
- 1/2" drain connection

Model No.†	Capacity (Gallons)	Tank Material	Shell Thickness	Dimensions (inches)			
				A	B	C	D
50PT	50	Polyethylene	3/32"	61	33	22	16%
100PT	100	Polyethylene	1/4"	75	46	28	16%
167PT	167	Polyethylene	1/4"	84	56	30	22
260PT	260	Polyethylene	1/4"	82	55	38	26
500PT	500	Polyethylene	1/4"	94	61	53	32
50SST-304	50	304SS†	16 gauge	55	29	24	16%
100SST-304	100	304SS†	16 gauge	63	37	30	16%
150SST-304	150	304SS†	14 gauge	63	37	36	22
250SST-304	250	304SS†	14 gauge	75	49	40	26
500SST-304	500	304SS†	14 gauge	87	61	52	32

316SS piping, valves and strainer optional.

POLYETHYLENE AND STAINLESS STEEL SIDE MOUNTED UNITS

Tanks and accessories for side mounted units are identical to the bottom mounted tanks shown above. A two-legged side platform pins to the tank legs and is sized to accommodate one, two, three, or more pumps. Unit is fully assembled and piped. The suction piping is disconnected and the pins are removed, allowing the unit to ship as two pieces, which are readily reconnected in the field.

Model No.†	Capacity (Gallons)	Tank Material	Shell Thickness	Dimensions (inches)					
				A	B	C	D	E	F
50PT	50	Polyethylene	3/32"	59	33	22 3/4	16 1/2	17 3/4	27 3/4
100PT	100	Polyethylene	1/4"	73	47	34	16 1/2	17 3/4	29 3/4
167PT	167	Polyethylene	1/4"	82	56	33 3/4	22	17 3/4	31 1/2
260PT	260	Polyethylene	1/4"	80	55	41 1/4	26	17 3/4	31 1/2
500PT	500	Polyethylene	1/4"	92	61	56	32	17 3/4	32 1/2
50SST-304	50	304SS†	16 gauge	55	29	25	16 1/2	17 3/4	27 3/4
100SST-304	100	304SS†	16 gauge	63	37	31	16 1/2	17 3/4	29 3/4

Tanks in sizes to 500 gallons available.

Specify side platform and the number of pumps (SP-1, SP-2, etc.) to complete ordering information.

TOP MOUNTED CHEMICAL FEED SYSTEMS

Mounting the pump on top of the solution tank is a space saving and economical approach to packaged chemical feed systems.

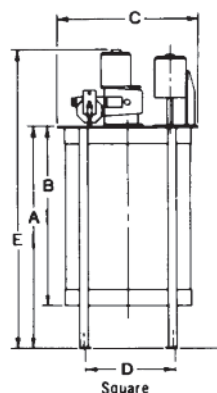
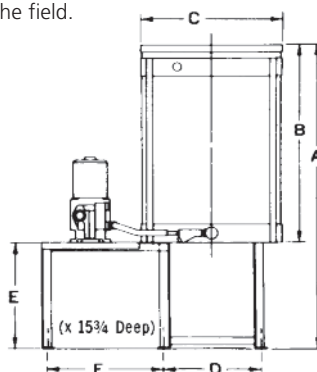
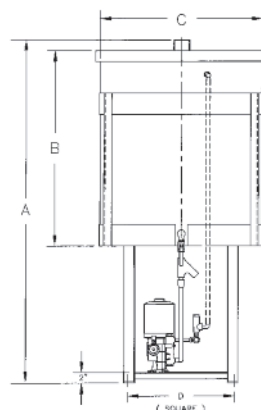
Standard equipment included with each feed system:

- Tank
- Hinged cover
- PVC foot valve strainer
- Suction piping
- Steel tank stand
- 1/2" drain connection

Model No.†	Capacity (Gallons)	Tank Material	Shell Thickness	Dimensions (inches)				
				A	B	C	D	E
TM 50PT	50	Polyethylene	3/32"	41	33	24	15 3/4	56
TM 100PT	100	Polyethylene	1/4"	55	47	30	20	70
TM 50SST-304	50	304SS†	16 gauge	37	29	25	16 1/2	52 1/2
TM 100SST-304	100	304SS†	16 gauge	45	37	31	20	60

Tanks in sizes to 250 gallons available.

†Stainless steel tanks available in 316SS. To order replace 304 in model number with 316.



50SST-304 TANK WITH "dia-PUMP" SIDE MOUNTED



TM 50PT TANK WITH "dia-PUMP" TOP MOUNTED

Containment Feed Systems

Purpose

Neptune Containment Feed Systems are completely packaged chemical feed systems mounted within a containment. The feed tanks are translucent polyethylene, making liquid level readily visible.

The narrow design fits doorways and elevators.

Containment feed systems are ideal for drumless chemical programs.

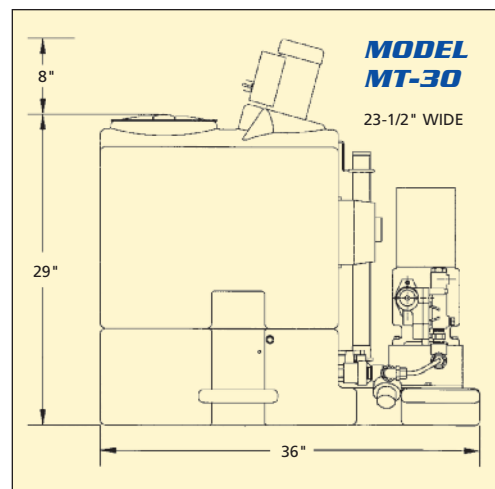
Benefits

- Provides complete, packaged chemical feed system
- Efficiently contains chemical leaks or spills
- Allows total reclamation of any spilled chemical
- Improves housekeeping and maintenance
- Easy access to pumps
- Containment tank volume is 115% of feed tank volume

PORTABLE MINI-TANK FEEDERS ▼

Mini-tank system offers portability and economy. Compact 24" wide, 36" long, 30" high size fits through doorways, in elevators and allows installation in small areas. Tank removes from base for ease of transport and handling. All units include polypropylene suction piping with isolation valve and "Y" strainer.

- Total weight: 40 lbs. plus pump
- Use with electronic or motor driven pumps
- 8" manway standard
- Containment available (41"L x 26"W x 13"H)
- Agitator—optional
- Calibration column—optional



MODEL	DESCRIPTION
MT-30	30 Gallon System includes polypropylene suction piping with isolation valve and "Y" strainer (pump not included)
MT-30T	30 Gallon Molded Tank and Base Only
OPTIONS AND ACCESSORIES	
MT-CC	Calibration Column
MT-CT	Containment Tank
MTA	1/20 HP Mixer

May be used with Series PZ Electronic Diaphragm Pumps or Series 500E/500A Hydraulic Diaphragm Pumps.

MODEL ECS-65D

with dome top and optional pump



TYPE ECS SYSTEM

ECS Containment Feed Systems consist of a cylindrical feed tank mounted in a rectangular containment tank and a pump shelf.

Each ECS System includes PVC suction tubing, PVC ball valve, PVC "Y" strainer and a PVC foot valve (required when level in feed tank drops below pump inlet).

Dome top tanks have 7" threaded manway with vent.

MODEL	COVER STYLE	CAPACITY (GALLONS)	
		DAY TANK	CONTAIN. TANK
ECS-65D	DOMES	65	90
ECS-115D	DOMES	115	190

TYPE EC ▶

Economy EC units are available with one or two feed tanks in a single containment tank. They may be specified with single or dual feed tanks.

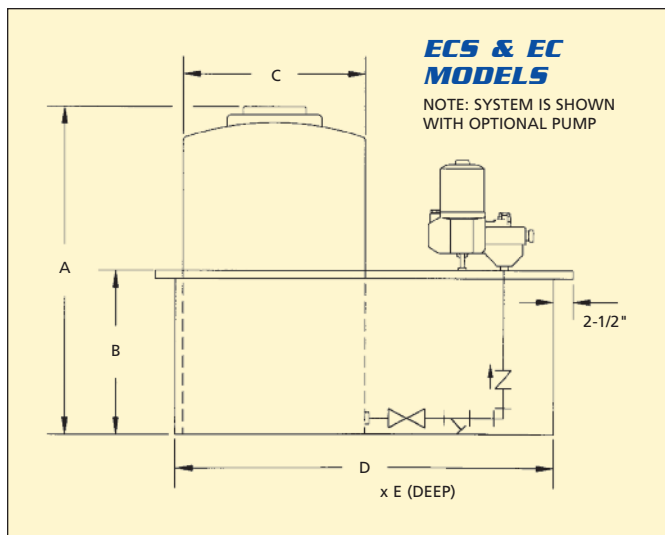
No accessories are included. Molded cover provides mounting area for pump and mixer, plus 1" and 4" fill ports with caps.

MODEL EC-65-2

with molded cover and optional pumps



MODEL	COVER STYLE	CAPACITY (GALLONS)	
		DAY TANK	CONTAIN. TANK
EC-50-1	MOLDED	50	90
EC-50-2	MOLDED	50 EACH	150
EC-65-1	MOLDED	65	90
EC-65-2	MOLDED	65 EACH	150



MODEL	DIMENSIONS (INCHES)				
	A	B	C (DIA.)	D	E
ECS-65D	41	20-1/2	23	48	24
ECS-115D	39	20-1/2	35	60	36
EC-50-1	33	20-1/2	23	48	24
EC-50-2	33	20-1/2	23	52	34
EC-65-1	41	20-1/2	23	48	24
EC-65-2	41	20-1/2	23	52	34

Nimble Skid Flexible Pump Packages

Neptune's Nimble Skid Flexible Pump Packages are available with two, three or four pumps. Compact and easily customized with your choice of piping materials, accessories and controls.



◀ Shown with containment



▲ Shown without containment

Features

- Quick delivery
- 18" or 24" wide
- 30", 36" or 46" long
- Corrosion resistant poly base
- Containment available
- 2000 lb. load capacity

Economy Feed Systems

Priced for the Economy Water Treatment Job

ST TANKS –

Use with Series PZ Pumps

- ST-30 – 30 gallon
- ST-50 – 50 gallon
- Package includes:
 - High density polyethylene tank with cover
 - Cover cutout for mixer and pump suction line
 - 1" and 4" fill ports with caps

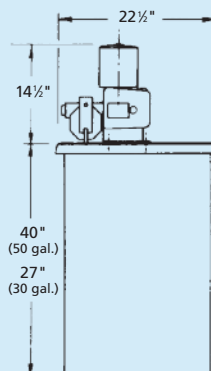
ET-P TANKS –

Use with Series 500, 500A or 500E "dia-Pumps"


- 50 gallon only
- Model ST-50 (above) plus:
 - Rigid PVC suction assembly
 - PVC foot valve strainer
 - Pump mounting plate
 - Stainless steel lid reinforcing bars



Agitator optional. See page 4 for containment models.



Eze Grab Pump Platforms



Single piece, molded polyethylene base with handles allows the pump to be lifted and moved easily. Also provides an elevated platform for use indoors or outdoors when other mounting is not available.

- Use with bulk or semi-bulk tanks or drums
- Convenient for trials or temporary installations
- Four point contact allows clearance for washdown under base

Part No.	Description
106874	Platform Only*

*Fits all Series 500S and 500D models.

*Specify adaptor kit part #003582 to adapt Series 500A, 500E or Series 560 duplex.

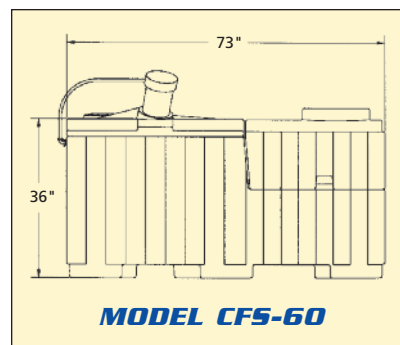
Closed Containment Units



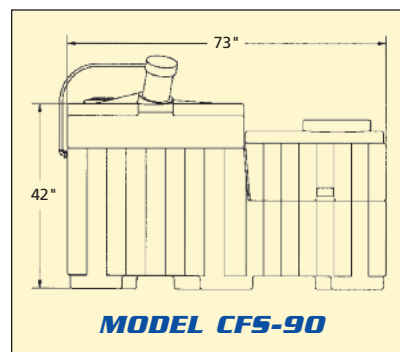
Standard unit includes containment basin, 60 or 90 gallon tank with gasketed cover for containment area held in place with latches. Each unit includes polypropylene suction piping with 1/2" polypropylene valve and strainer. Flexible polyethylene hose with 1/2" threaded connector is provided from the strainer to the pump.

MODEL CFS-60

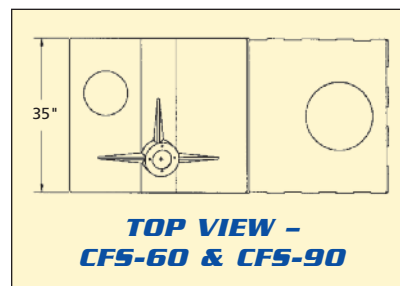
MODEL CFS-90



MODEL CFS-60



MODEL CFS-90



TOP VIEW - CFS-60 & CFS-90

- Boiler or cooling tower controls and pushwater piping can be completely installed within containment
- Optional hasps allow locking to prevent unauthorized access to pumps or controls
- Gasketed cover with latches allows reclaim of uncontaminated chemical in the event of leakage or spillage

OUTDOOR—Prevents rainwater and debris from collecting in the containment

INDOOR—Prevents containment from becoming a convenient refuse receptacle

MODEL	CAPACITY (GALLONS)	
	DAY TANK	CONTAIN. TANK
CFS-60	60	110
CFS-90	90	110

OPTIONS AND ACCESSORIES

MODEL	DESCRIPTION
EDA-50C	Double wall discharge line 20' long
HASP	Hasps for padlocking lid to base
CC-1	100 ml. calibration cylinder with isolation valve
CC-2	250 ml. calibration cylinder with isolation valve
CSA-1.0	Mixer, direct drive, 4" prop 316SS propeller and shaft Motor with cord and plug 1/4hp-1ph-60hz-115/230v-TEFC



SOLD BY:

P.O. Box 247 • Lansdale, PA 19446-0247
Tel: 215-699-8700 • Fax: 215-699-0370
Toll-Free Tel: 1-888-3NEPTUNE (1-888-363-7886)
Toll-Free Fax: 1-800-255-4017
Web Site: <http://www.neptune1.com>
E-mail: pump@neptune1.com

